

 albatros

more than
620
stickers

Deluxe STICKER BOOK

HOW WE USE MONEY

Illustrated by Mattia Cerato

Over 620 Stickers!
Endless Fun & Learning!
Transforms into a Picture
Dictionary!





HOW WE USE MONEY

All You Need to Know About Finances

written by Joli Hannah
illustrated by Mattia Cerato

Money is part of our world	page 2	School renovations	page 14
Money around the world	page 4	City reconstruction	page 16
Where do we keep our money?	page 6	Community maintenance	page 18
The Tollar store	page 8	When we don't have enough money	page 20
Think before you buy	page 10	When we have extra money	page 22
Home improvements	page 12	How to save money	page 24



Sign your name here

Now everyone knows whom this book belongs to.

Turn the page and join us as we learn a thing or two about how we use money.
Once you've finished with the whole book, you'll have your own original picture
story to read over and over again.

MONEY AROUND THE WORLD

Around the world, people use different kinds of money to buy things. We call it currency. Put the right stickers on the banknotes and try to remember their names. You can see where to use each currency by matching the colors of banknotes with the colors of countries on the map.

In our sticker book, we'll use our very own currency. Let's take inspiration from history and call our sticker notes TOLLARS.



- DOLLAR
- REAL
- EURO
- POUND
- FRANC
- YEN
- YUAN
- WON
- RUPEE
- PESO
- RUBLE
- OTHERS

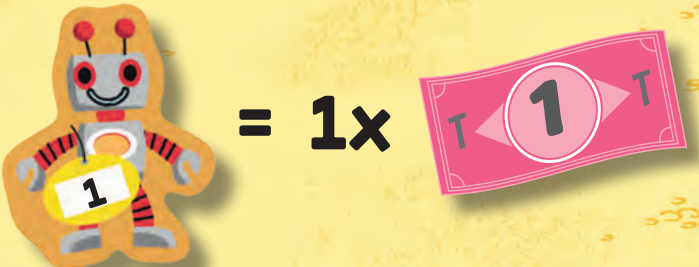
THE TOLLAR STORE

Time to use our special banknotes - TOLLARS! You'll use them to make purchases on the following pages. Ella needs to place the toys she wants to buy into the shopping cart. But she needs to think and do some math. She only has six TOLLAR bills to spend.



HOW TO BUY A TOY?

First, think about which toys Ella can buy. Be careful - each toy has a different value. You will have to pay more for a more expensive toy. For each toy you add to the cart, you pay some TOLLARS to the cashier. Once you've made your purchase, you can stick the remaining stickers on the shelves.



Stick TOLLARS there



page 2-3



page 4-5


WHERE DO WE KEEP OUR MONEY?

page 6-7




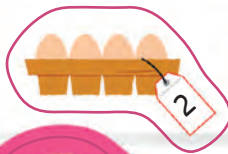
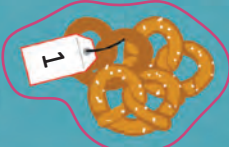
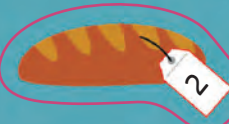
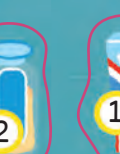

THE TOLLAR STORE

page 8-9



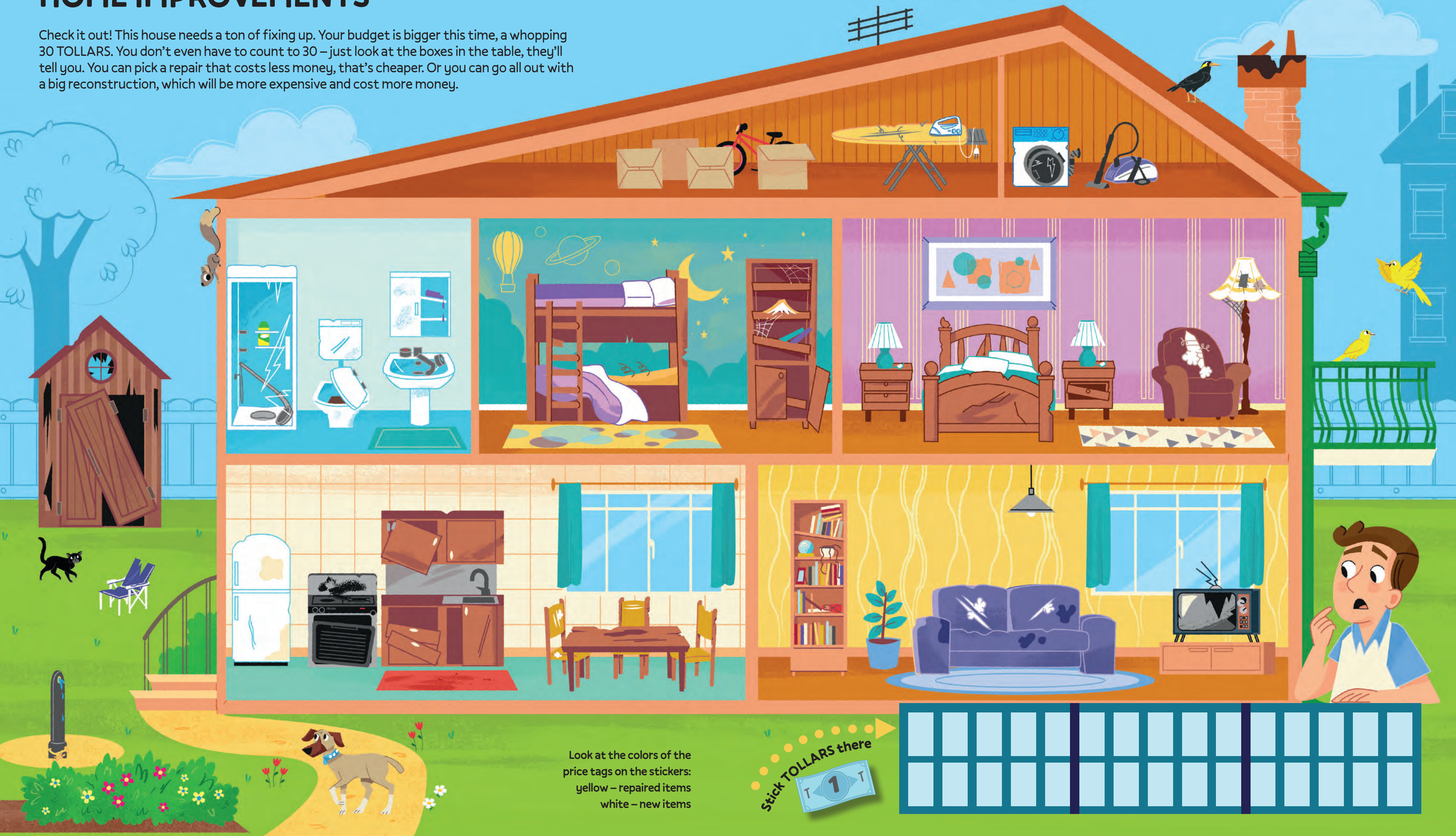
THINK BEFORE YOU BUY

page 10-11



HOME IMPROVEMENTS

Check it out! This house needs a ton of fixing up. Your budget is bigger this time, a whopping 30 TOLLARS. You don't even have to count to 30 – just look at the boxes in the table, they'll tell you. You can pick a repair that costs less money, that's cheaper. Or you can go all out with a big reconstruction, which will be more expensive and cost more money.



COMMUNITY MAINTENANCE

Your budget to fix the community is even higher – 700 TOLLARS. But all the repairs and new things cost a whole lot more. Check the prices, fix it, buy it, stick it, and pay for it.



Stick TOLLARS there

Deluxe STICKER BOOK

more than
620
stickers

Discover and create diverse scenes with your children.
Colorful scenarios and lots of stickers will entertain them for hours.
This book educates children in the best way possible.
It makes learning fun!



Education



Fine Motor
Skills



Family
Interaction



Fun
Activity



Target
Group



Vocabulary



This product complies with EN 71 Parts 1-3 and ASTM F963-23 safety standards,
ensuring the highest level of safety and quality for children.



© Albatros,
an imprint of Albatros Media Group, 2025
5. května 1746/22, Prague 4,
Czech Republic

Written by Joli Hannah
Illustrations © Mattia Cerato, 2025
Graphic design by Pavel Trajer
Text edited by Scott Alexander Jones
Layout design by Barbara Pospisilova
Edited by Scott Alexander Jones
and Grace Mullan
ID: A107W2F0014343
\$8.99

Our books:



Printed in China by Wenzhou Yihang Import
and Export Tradind Co., Ltd

www.albatrosbooks.com

All rights reserved.

Reproduction of any content is strictly
prohibited without the written permission
of the rights holders.

FSC logo



WARNING:
Not suitable for children
under 36 months because
of small parts. Choking hazard.

