



albatros

MY MEMORY GOBLIN IS MAKING ME FORGET!



GUIDE FOR TEACHERS

Created by Dolly Ko, M.A.

Curriculum: Social Emotional Learning; Figurative Language

● AGES 6-9

● GRADES K-4

● ISBN: 9788000078366

● LEXILE LEVEL: 930L

● GR: Q

● AR: 5.40

BEFORE READING

Essential Questions

1. What strategies can help us remember important things?
2. How can we take responsibility for our mistakes?
3. How can we support others when they forget something?

Discussion Questions

Have you ever forgotten something important?

What do you notice about the title and the cover?

What did the person on this cover forget?

What else do you think he might forget in this book?

Why do you think people forget things?

Take a look at the Table of Contents page. Is there a certain chapter that you might find particularly helpful?

Make a list of things you, your classmates, and even your teacher have forgotten recently. Refer back to this list after reading the text.



DURING READING

Discussion Questions

What is a memory goblin?

What are some things that Hugo forgets throughout his everyday life?

How does Hugo feel about forgetting?

Have you ever forgotten something important that you needed? Where did you eventually find it?

According to Hugo, how did the goblin make him forget his responsibilities?

Have you ever observed someone do a good job with keeping track of information?


Was there a time that you suffered the consequence of not remembering something?

Do you think the memory goblin is real?

Hugo finally realized that blaming his problems on a memory goblin is not helpful. What strategies helped him remember important tasks and events?

What strategies do you already utilize in your life?

Which of these tips would you like to try in your own daily routine?



AFTER READING

Discussion Questions

What are the different strategies that help with forgetfulness that were taught in this book?

Which of these strategies would you like to try in your life?

Is it okay to forget sometimes? Why?

How can we take responsibility when we forget something?

Refer back to the list of things that you and your peers forgot in the last few weeks. How can we apply what was learned in the text for next time?

Cause and Effect Chain

Show how one small action leads to a chain of effects with the following example, then discuss how one can fix the situation.

Cause: I forgot my lunch

Effect: I felt hungry

Next effect: I couldn't focus in class

Fix: Pack lunch the night before

Have students sit in a circle. Start off with one student naming a cause, then the person next to this student will add an effect. The next student will add another effect. The final student gives a fix to this problem.



AFTER READING

Role Play

With a small group of classmates, act out a scenario where a character forgets something. You may use the examples in the text or think of a new one. Demonstrate what it looks like to blame the memory goblin, then solve the problem responsibly.

Writing a Letter

Do you have a memory goblin? Do you have a different type of goblin that makes you do other things? What kinds of things would you like to say to your own goblin to improve on yourself? Write a letter to your goblin.

Memory Toolbox


With your classmates, create a poster titled, “How We Outsmart the Memory Goblin” and write and illustrate some strategies to improve your memory. Be sure to include the tips that the author suggested as well as your own!



AFTER READING

Art Extension

In this book, Hugo created a sneaky little memory goblin that made him forget things. Using what you learned in this text, create a character or creature that is helpful. What would it look like? Think about the different characteristics and the tools this creature would use. Be sure to describe and label 5 different traits for your creature just like Hugo did.



1 _____

2 _____

3 _____

4 _____

5 _____

AFTER READING

Goblin vs. Me

Using what you have learned in the text, complete the chart below:

What the Goblin Does	What I Can Do
Makes me forget my homework Steals my tennis racket Makes me late to my swim practice Misplaces my bike helmet Makes me forget my best friend's birthday _____ _____ _____ _____	Put my homework in my backpack right away

LET'S PLAY TOGETHER

1. Memorize and answer

Look at the picture for 30 seconds and try to memorize as much of it as possible. Then cover the picture.




Now try to answer these questions:

1. What were the children in the picture thinking about?
2. How many animals were there?
3. How many children were in the picture?
4. What kind of balloon was in the picture?
5. What color was the carpet?

LET'S PLAY TOGETHER

2. Can you guess the next object and complete the patterns?



ANSWERS:

1. Memorize and answer

1. ZOO, mountains, cat, goblin, cake, playing soccer
2. two
3. six
4. soccer ball
5. green

2. Patterns

1.



2.



3.

